



twinkl.co.uk

# Thanks for not printing this page!

Simply print from page 2 in your printing options to avoid wasted paper & ink!



...your first choice for easy to use, trusted and high quality teaching materials for educators and parents worldwide - professionally crafted materials with a personal touch.

## A brief word about copyright...

By downloading this resource, you agree to the following:



You may use this resource for personal and/or classroom use only.

In order to support us, we ask that you always acknowledge [www.twinkl.co.uk](http://www.twinkl.co.uk) as the source of the resource. **If you love these resources, why not let others know about Twinkl?**



You must not reproduce or share this resource with others in any form. They are more than welcome to download the resource directly from us.

You must not host or in any other way share our resources directly with others, without our prior written permission.

We also ask that this product is not used for commercial purposes and also that you do not alter the digital versions of our products in any way.

## Thank you for downloading!





We hope you enjoy the resource and we'll see you very soon!



**Did you know we also have twinkl Premium for schools?**

Email [sales@twinkl.co.uk](mailto:sales@twinkl.co.uk) for more information.

# Drawing sheet







twinkl.co.uk




# Instruction sheet

1. Under the cake, in the first square of the second row, draw a spoon.
2. On the right of the pizza, in the middle square of the third row, draw a fork.
3. On the burger, in the last square of the first row, draw a cross.
4. In the first square of the last row, draw a vertical line on the burger.
5. On the left of the pizza, in the last square of the last row, draw a triangle.
6. In the middle square of the first row, draw something that is cold.
7. In the second square of the fourth row, draw something that is hot.
8. Under the burger in the third square of the second row, write your name.

# Suggested answer sheet



Helen



twinkl.co.uk